



MOTORI ELETTRICI / ELECTRIC MOTORS / ELEKTROMOTOREN  
MOTEURS ÉLECTRIQUES / MOTORES ELÉCTRICOS

Dimensioni e dati  
tecnic

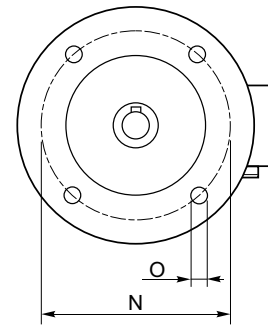
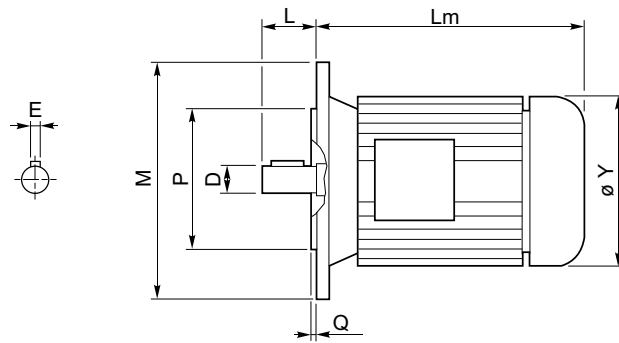
Dimensions and  
technical data

Abmessungen und  
Auswahltabellen

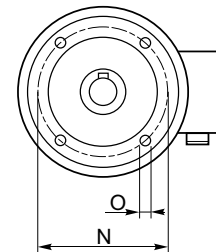
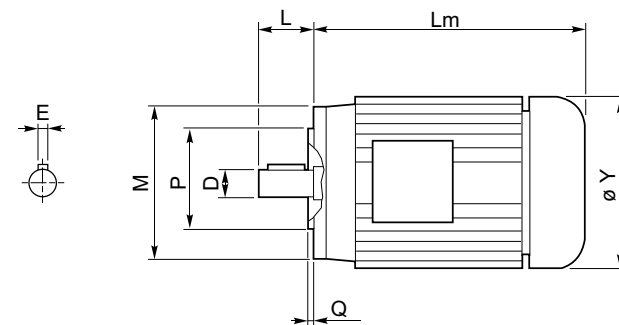
Dimensions et caracte-  
ristiques techniques

Dimensiones y  
datos tecnicos

B5



B14



Le dimensioni esterne sono indicative e possono variare tra i vari costruttori.  
Outside dimensions may be different according to manufacturers.  
Den jeweiligen Herstellern gemäß können die Außenmaße unterschiedlich ausfallen.  
Les dimensions extérieures peuvent changer en fonction des différents fabricants.

	2 poli / poles			4 poli / poles			6 poli / poles			B5-B14						B5					B14					Kg
	kW	Nm	A (400V)	kW	Nm	A (400V)	kW	Nm	A (400V)	D	E	L	Lm	Y	AD	P	N	M	O	Q	P	N	M	O	Q	
56 A	0.09	0.32	0.38	0.06	0.44	0.27	—	—	—	9	3	20	179	108	96	80	100	120	9	2.5	50	65	80	M5	2.5	2.7
56 B	0.12	0.42	0.46	0.09	0.67	0.37	—	—	—	9	3	20	179	108	96	80	100	120	9	2.5	50	65	80	M5	2.5	2.9
63 A	0.18	0.63	0.60	0.12	0.84	0.50	0.09	0.99	0.57	11	4	23	185	120	99	95	115	140	9.5	3	60	75	90	M5	2.5	3.8
63 B	0.25	0.87	0.76	0.18	1.30	0.69	0.12	1.32	0.74	11	4	23	185	120	99	95	115	140	9.5	3	60	75	90	M5	2.5	4.2
71 A	0.37	1.30	1.00	0.25	1.70	0.91	0.18	1.90	0.80	14	5	30	-	130	104	110	130	160	9.5	3.5	70	85	105	M6	2.5	5.9
71 B	0.55	1.90	1.54	0.37	2.52	1.14	0.25	2.72	1.10	14	5	30	225	141	107	110	130	160	9.5	3.5	70	85	105	M6	2.5	6.5
80 A	0.75	2.60	1.85	0.55	3.77	1.51	0.37	3.84	1.18	19	6	40	256	159	127	130	165	200	11.5	3.5	80	100	120	M6	3	8.5
80 B	1.1	3.90	2.64	0.75	5.11	2.57	0.55	5.84	1.80	19	6	40	256	159	127	130	165	200	11.5	3.5	80	100	120	M6	3	10
90 S	1.5	5.00	3.31	1.1	7.45	2.78	0.75	7.92	2.32	24	8	50	-	170	135	130	165	200	11.5	3.5	95	115	140	M8	3	12.5
90 L	2.2	7.50	4.46	1.5	10.2	3.61	1.1	11.6	3.45	24	8	50	280	170	135	130	165	200	11.5	3.5	95	115	140	M8	3	15
100 LA	3.0	10.0	6.28	2.2	14.8	5.07	1.5	15.4	3.88	28	8	60	-	190	148	180	215	250	13	4	110	130	160	M8	3.5	20
100 LB	—	—	—	3.0	20.1	6.66	—	—	—	28	8	60	-	190	148	180	215	250	13	4	110	130	160	M8	3.5	22
112 M	4.0	13.4	8.10	4.0	26.7	8.55	2.2	22.6	5.30	28	8	60	321	210	164	180	215	250	13	4	110	130	160	M8	3.5	35
132 S	5.5	18.3	11.2	5.5	36.5	11.4	3.0	30.2	7.20	38	10	80	375	244	180	230	265	300	14	4	130	165	200	M10	4	41
	7.5	24.9	15.3										420													244
132 M	—	—	—	7.5	49.4	15.0	4.0	40.0	9.13	38	10	80	420	244	180	230	265	300	14	4	130	165	200	M10	4	51